

GOTSCHLICH
a turn to security



Turnstiles
Flap-Gate Barriers
Motorized Gates


www.gotschlich.at

For more than 40 years, Gotschlich has been the sole Austrian manufacturer of turnstiles and access gates and works to develop new and existing solutions for motorized turnstiles, flap gate barriers and motorized gates. The focus of this family business is the development and production of safe and convenient access solutions – adapted to the vast range of customer requirements.

With its self-designed equipment and systems, Gotschlich is one of the world's leading suppliers due to the many years of experience with security products.

Not only are the turnstiles, flap gate barriers and motorized gates produced exclusively at the company's two sites in Austria, but almost 100% of the raw materials are purchased from Austrian suppliers as well.

The Gotschlich Story



1948

Gotschlich
was founded

Gotschlich is a family business which was founded in Vienna in 1948. Originally, the small metalworking shop produced stone processing machines and spare parts for the first streetcar and subway networks in Vienna.

Turnstile Production

The boom in winter tourism in the early 1970s was a turning point and a milestone in the business's development: In 1974 Gotschlich began to specialize in producing turnstiles with the highest-quality features.

1974

Start of production
of turnstiles with the
highest quality features





Possible throughput
traffic of a Gotschlich
turnstile is

20.000
per day

All Gotschlich products are
specially adapted to meet
customer requirements.

Integrated Functions



Automated Processes

Auto-stop function – automatic limitation of visitors

Entry clearance for different visitor groups and visitor categories

Process Storage

Logging of all processes, control elements and error reports

Parameter Modification

More than 70 parameters

Adaptation to any access control system possible

Adaptation to individual requirements, tasks and customer wishes

Traffic Counter

Reduces pressure on staff

Data for marketing and planning of technical support

Self-diagnosis of all Parameters

Current status information for all elements and parameters using the Gotschlich control unit (available as hardware and software)

Highest Performance Features



Designs for Indoor and Outdoor Use

All Gotschlich product groups can be installed indoors or outdoors. Certain products such as flap gate barriers and pay machines can be installed outdoors but must be covered by a roof.




Highest Standards of Protection Class

Gotschlich turnstiles provide excellent protection against dust and water. This allows products to be used outdoors and in places with high humidity.



Resistant to harsh Environments

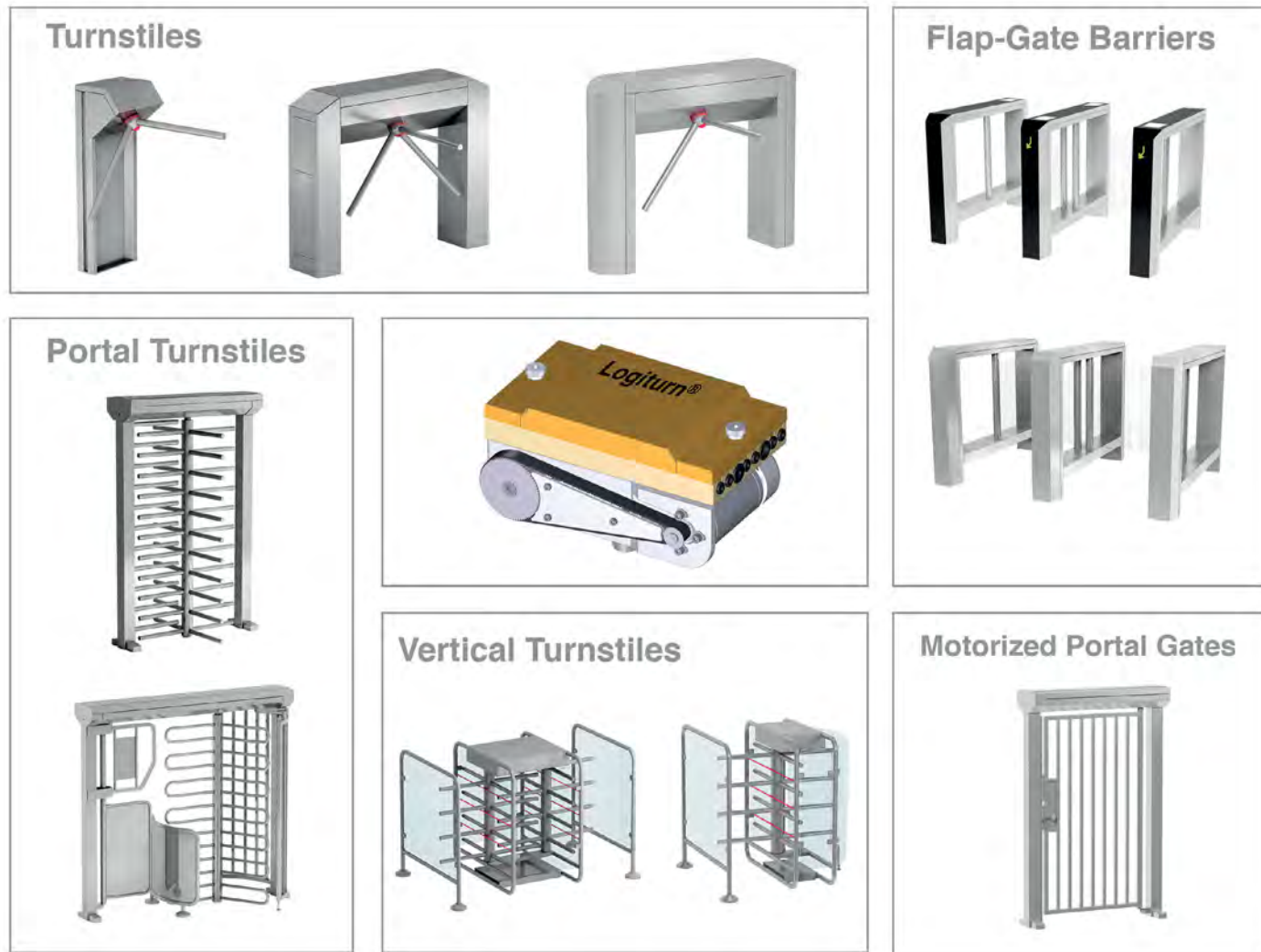
The turnstile housing is finished in stainless steel in order to provide additional protection against salts and alkalis.




Resistant to Abrasion and Wear

The use of innovative self-lubricating materials ensures low wear and high mechanical strength of the components.

Logiturn® - The Universal Drive Unit



Logiturn® - The Universal Drive Unit



One drive unit for all products

The drive unit has its own housing for additional protection

Set custom parameters

Easy to operate

Allows fast and accurate service and maintenance

Self diagnosis and logbook

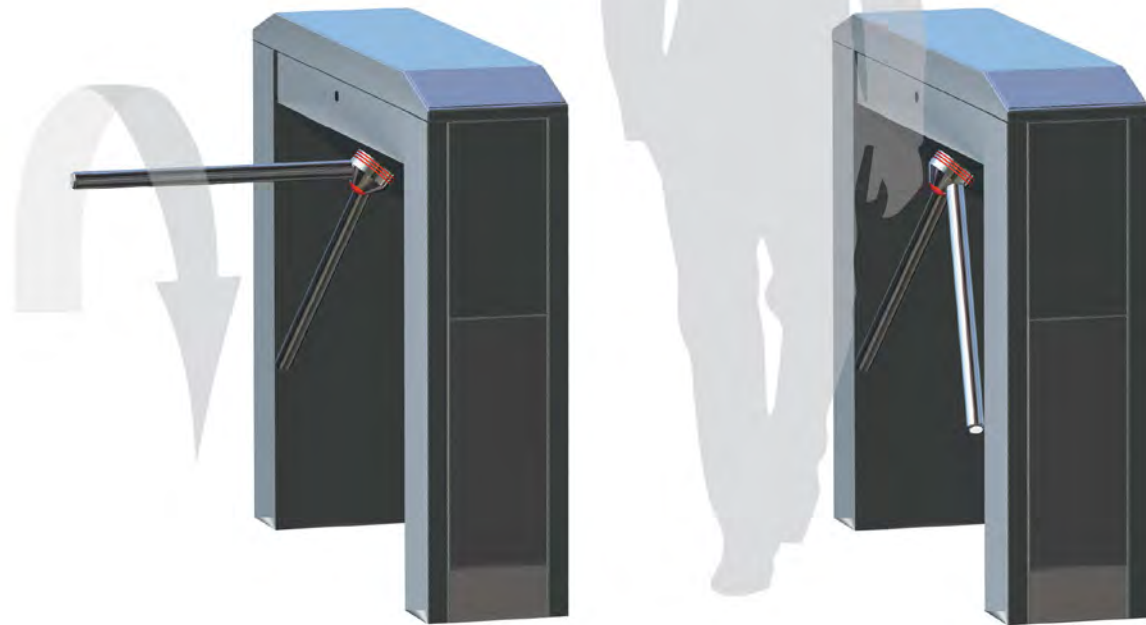
Complete unit can be replaced quickly

Two-arm Turnstiles

Escape Route Function

Outstanding Characteristics

- Fast and automated "Escape position" function
- Motorized arm rotation instead of an unreliable folding arm mechanism
- Automatic reset to default position
- Guaranteed safe and efficient pedestrian individualization



The following **Two-arm Turnstiles** are available with **Escape Route Function**:

- Modul Tonda 2-arm
- Modul Cross 2-arm
- Calypso 2-arm
- Compact 2-arm
- Compact Plus 2-arm
- Dolomit 2-arm

Two-arm Turnstiles

Open-Gate Function

Outstanding Characteristics

- Extremely simple organizing of unimpeded access with authorization
- Allows fast authorization without having to wait for the turn process
- Throughput rate of up to 55 people per minute
- Arms react quickly to unauthorized access

up to **55**
Persons
per Minute

Throughput
rate of
Gotschlich
Turnstiles

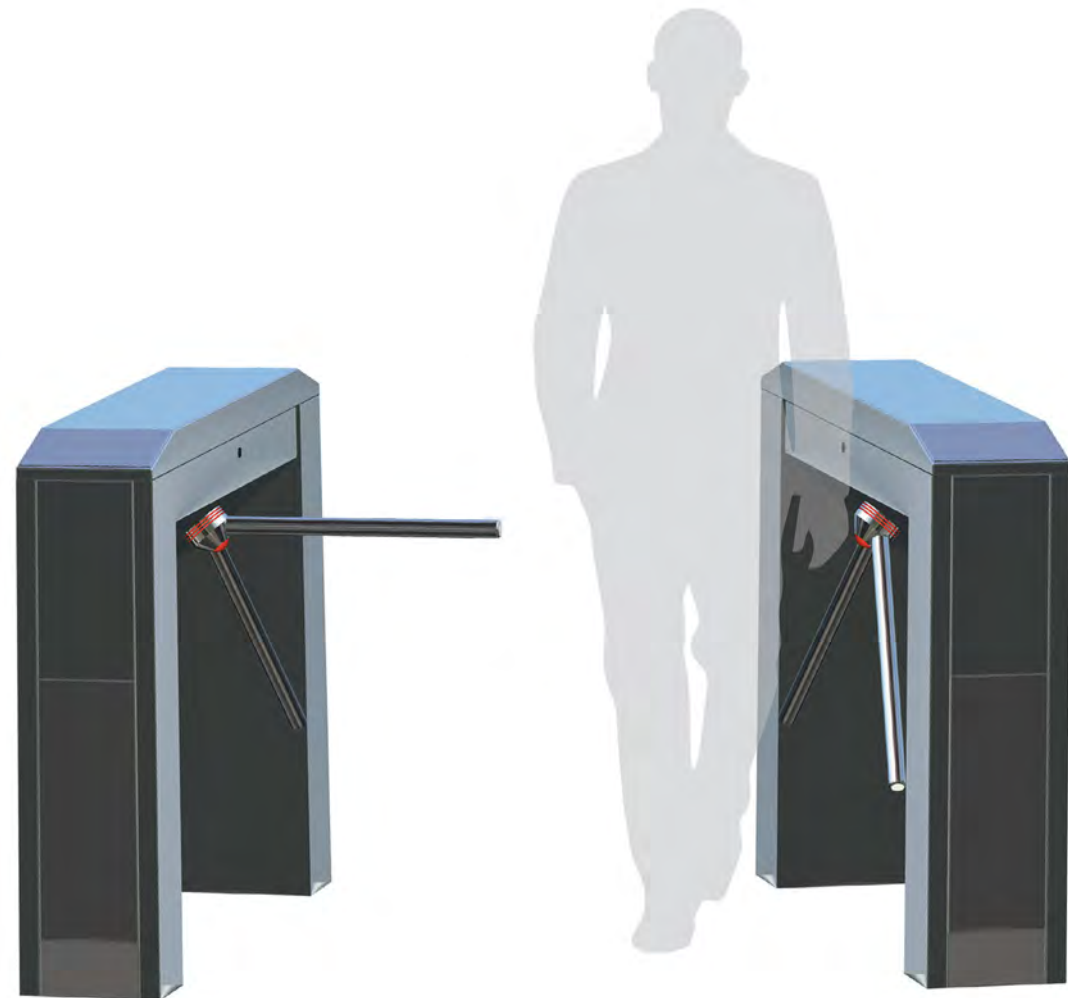


Two-arm Turnstiles

Outstanding Characteristics

- Two opposite-facing, two-arm turnstiles
- Allows two independent lanes of traffic
- Possible with all two-arm turnstiles
- Auto-start for contactless passage
- Sensors monitor the passage area

Tandem Installation



Two-arm Turnstiles

Tandem Installation

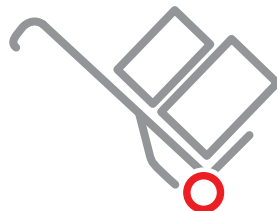
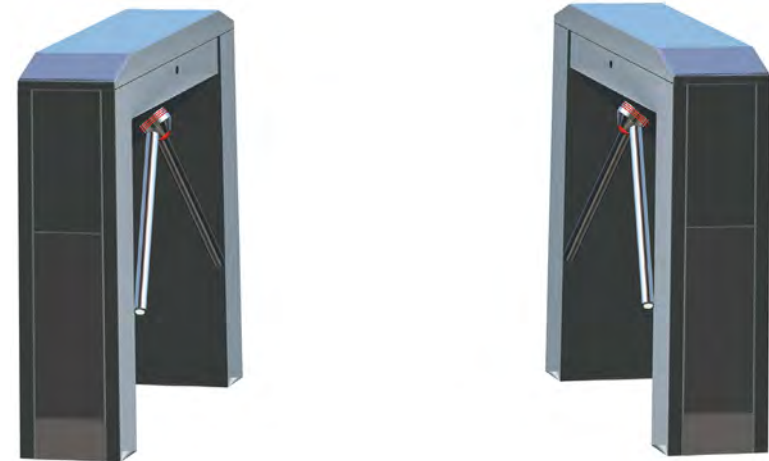
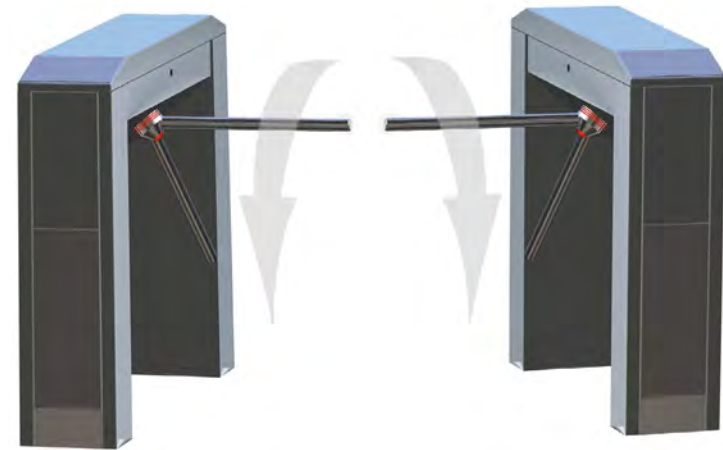
Outstanding Characteristics

In the event of an alarm, the arms of both turnstiles fold down and leave an escape passage measuring 1150 mm in width.

Automatic reset to default position

Emergency position for wheelchair users, strollers and to allow passage with large objects

No waiting times thanks to lightning-fast authorization for the entire passage width



Two-arm and Three-arm Turnstiles



Compact



Dolomit



Modul Cross



Modul Cross Duo



Modul Tonda



Calypso

These **turnstiles** are available in three variations:

Three-arm Turnstile

Two-arm Turnstile
with Escape Route
Function

Two-arm Turnstile
with Open-Gate and
Escape Route Function

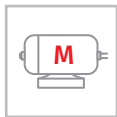
Two-arm and Three-arm Turnstiles

Product Line **Modul Cross**

Outstanding Characteristics

- For indoor and outdoor use
- Low noise operation
- Self diagnosis
- Adaptation to individual customer requirements
- Integrated traffic counter
- Easily accessible electronics - easy maintenance

Special Features



Motor drive



Low Power Consumption



Custom settings



Design for Outdoor Use



Logiturn® Drive Unit



Interface



Bi-directional Operation



Barrier-free Passage



Safety Class 2



Low Noise Operation



Throughput Rate



High Performance Characteristics



Design Options

Three-arm Turnstile

Two-arm Turnstile
(with Escape Route Function)

Open-Gate
(Open Position)

Double Turnstile

One-arm Turnstile

One-arm Turnstile

Intelligent alternative with convenient passage even with luggage, equipment and machines

Product Line **Modul Tonda**

Outstanding Characteristics

- Motorized turnstile with a locking bar
- Person position check in the passage area
- Integrated optical sensors check position and passage speed
- Complete rotation of locking bar for people without luggage
- When users with large luggage pass, the locking bar waits in the 180° position until the passage is free.
- Passage width 550 mm

Special Features



Motor Drive



Low Power Consumption



Custom settings



Design for Outdoor Use



Logiturn® Drive Unit



Interface



Bi-directional Operation



Barrier-free Passage




Safety Class 2




Low Noise Operation



Throughput Rate



High Performance Characteristics



Turnstile models with one arm available:

Modul Cross

Modul Tonda

Calypso

Compact. Space-saving. Versatile.

For indoor use, but also suitable for outdoor use and winter conditions

Product Line **Compact**

Outstanding Characteristics

- Particularly compact design
- Outdoor version
- Self diagnosis
- Adaptation to individual customer requirements
- Integrated traffic counter
- Easily accessible electronics
- Optional:
 - height adjustable version
 - mobile platform
 - height-adjustable lane divider

Special Features



Motor Drive



Low Power Consumption



Custom settings



Design for Outdoor Use



Logiturn® Drive Unit



Interface



Bi-directional Operation



Barrier-free Passage




Safety Class 2



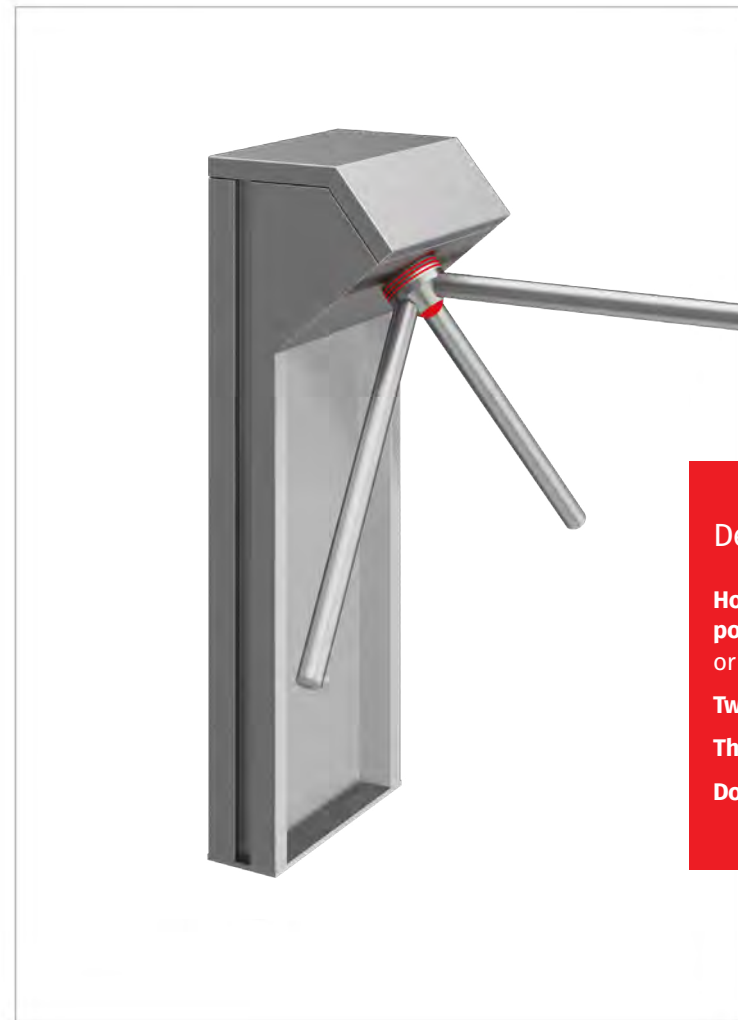
Low Noise Operation



Throughput Rate



High Performance Characteristics



Design Options

Hot-galvanized and powder-coated steel or stainless steel

Two-arm Turnstile

Three-arm Turnstile

Double Turnstile

Vertical Turnstiles


Elegant solutions for visually demanding indoor and outdoor areas

Outstanding Characteristics

- Architecture-friendly transparency
- Convenient passage area even with luggage
- Bi-directional operation
- Passage width 640 mm
- Suitable for high-frequency access
- Integrated traffic counter



Product Line **Gyro**



Gyro Holm



Gyro Baden



Gyro Transpa

Suitable for environments with high **humidity**

Vertical Turnstiles

Elegant solutions for visually demanding indoor and outdoor areas

Product Line **Vario**

Outstanding Characteristics

- Adapted to high safety requirements
- For indoor and outdoor use
- Architecture-friendly transparency
- Passage width 550 mm
- Low noise operation
- Integrated control unit
- Suitable for high-frequency access
- Integrated traffic counter



Vario 1100E



Vario 1100D



Vario 1300E




Vario 1300D



Vario 2100E



Vario 2100D




Motorized Gates


Controlled access for persons with strollers, wheelchairs,
for material transport and escape routes

Outstanding Characteristics


- Opens automatically
- Closes automatically after timeout or after release by the sensor arc
- Adjustable speed, sensitivity, acceleration, braking time, hold-open time
- Architecture-friendly transparency
- Variable passage width depending on available space




Product Line **Ikarus**



Ikarus Holm



Ikarus Baden



Ikarus Transpa

A maximum passage width of **2450 mm** offered as a **tandem installation**

- Maximum stability by turning the entire column
- Locked position provides excellent protection against unauthorized access

Motorized Gates

Particularly suitable for supervised access to pools, recreational facilities and perimeter protection

Outstanding Characteristics

- Escape opening adjustable from 50 to 250 Nm via contact pressure
- Doors suitable for escape routes even without escape door terminal
- Slim drive columns for minimum space requirements
- Transparent design fits perfectly into any architecture
- High throughput of people
- Entirely made of stainless steel, durable technology
- Suitable for double entrances placed opposite each other in pairs (tandem set-up)

Product Line **Leonardo**



Leonardo Baden



Leonardo Holm

Mechanical Gates

Suitable for environments with high humidity

Outstanding Characteristics

- Push to open mechanical gate
- Option to allow passage in one or both directions
- Swings back into closed position on its own
- Easy to operate
- Locking in closed position or in open position



Product Line **Saloon**



Saloon Holm



Saloon Baden



Saloon Transpa


Mechanical Pedestrian Gates

For installation in identical railings

Product Line **Pedestrian Gates**

Outstanding Characteristics

- Mechanically opening door leaf
- 90 degree opening in the direction of passage
- Stainless steel frame
- Optionally with mechanical escape route solution
- Various heights and widths available



Gate 1000 Acryl



Gate 2100 Acryl



Gate 1000 Holm

Mechanical Escape Doors

Fitting various escape route requirements

Outstanding Characteristics

- Can be used in combination with turnstiles
- Space-saving
- Stainless steel frame



Folding Door

Release via
escape button



Escape Door

Release by
pressing

Flap-Gate Barriers

For visually sophisticated indoor areas

Quality Characteristics

Reliable sensor technology for increased safety

Convenient, contactless and barrier-free passage

High energy efficiency and low noise operation



Flap-Gate Barriers

For visually sophisticated indoor areas

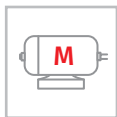
Product Line **Axioma VIP**

Outstanding Characteristics

- Slim and elegant design
- Uniform housing width of 200 mm
- Standard height 1025 mm
- Variable Passage width of 600 mm to 1000 mm
- Acrylic glass covers can be printed with any desired design
- Readers, screens and lane signals can be integrated
- Sensors monitor the passage area and control the opening and closing of the wings.
- Simple maintenance and servicing



Special Features



Motor Drive



Low Power Consumption



Custom settings



Design for Outdoor Use



Logiturn® Drive Unit



Interface



Bi-directional Operation



Barrier-free Passage




Safety Class 2



Low Noise Operation



Throughput Rate



High Performance Characteristics



Design options

Housing made of **stainless steel**, covers made of **acrylic glass**

Custom models and design upon request

Acrylic glass covers available in a **wide range of colors**

Flap-Gate Barriers

Intelligent alternative with convenient passage even with luggage, equipment and machines

Outstanding Characteristics

- Slim and elegant design
- Uniform housing width of 200 mm
- Standard height 1025 mm
- Variable Passage width of 600 mm to 1000 mm
- Sensors monitor the passage area and control the opening and closing of the wings.
- Simple maintenance and servicing

Special Features



Motor Drive



Low Power Consumption



Custom settings



Design for Outdoor Use



Logiturn® Drive Unit



Interface



Bi-directional Operation



Barrier-free Passage




Safety Class 2



Low Noise Operation



Throughput-Rate



High Performance Characteristics



Flap-Gate Barriers

Product Line **Axioma High**

Outstanding Characteristics

- Weatherproof (up to -40°C, with a roof)
- Passage width ranging from 600 mm to 900 mm
- Self-diagnosis
- Adaptation to individual customer requirements
- Integrated traffic counter



Available heights

- 1925 mm
- 1525 mm
- 1225 mm

Flap-Gate Barriers

For highly frequented areas

Outstanding Characteristics

- Elliptical and slim design
- Open and closed operation mode
- Variable passage width of 550 mm to 1000 mm
- Height of housing either 1052 mm or 1200 mm
- Parameter settings for different application areas

Special Features



Motor Drive



Low Power Consumption



Custom settings



Design for Outdoor Use



Logiturn® Drive Unit



Interface



Bi-directional Operation



Barrier-free Passage



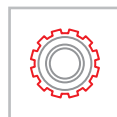
Safety Class 2



Low Noise Operation



Throughput Rate



High Performance Characteristics

Product Line **Selection DF**



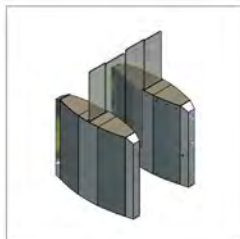
Flap-Gate Barriers

For highly frequented areas

Outstanding Characteristics

- High level of safety and safe pedestrian individualization
- Convenient passage even with luggage
- Standard height 1700 mm
- Passage width of 550 mm or 900 mm
- Barrier-free use for wheelchairs and strollers for a passage width measuring 900 mm
- Sensors monitor the passage area and immediately trigger an alarm in case of unauthorized access

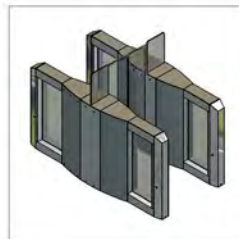
Product Line **Selection Linear**



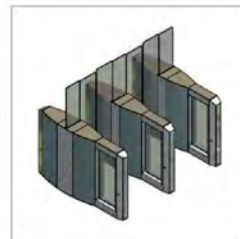
Selection Linear
1700



Selection Linear
1200



Selection Linear
1200



Selection Linear
1700



Selection Linear
1700

Portal Turnstiles

For locations with increased security requirements

The wide product range of motorized turnstiles in the ECCO series allows tailor-made solutions for access areas with a high degree of security and throughput capacity.

Application examples: Factory security, leisure, sport and park facilities

Outstanding Characteristics

- Highest safety class
- Specially suited for unattended entrances
- Weatherproof (up to -40°C)
- Passage width of 550 mm to 750 mm
- Vandal-proof stainless steel rotor
- Self diagnosis
- Adaptation to individual customer requirements
- Integrated traffic counter

Design options

90°, 120° or 180° partition angles

With **bars** or **u-shape bows**

Hot-galvanized steel,
stainless steel or
powder-coated steel

Without roof, with **basic** or
comfort roof



ECCO 180HE



ECCO 90HE



ECCO 120BF



ECCO 120BFB

Product Line **ECCO**



ECCO 120HE



ECCO 120BE



ECCO 120HB



ECCO 120BB



ECCO 120BFT



ECCO Arena



ECCO 120HD



ECCO 120BD

Portal Turnstiles

Product Line **ECCO Light**

Outstanding Characteristics

- Cost-effective and high-quality
- Comes partly assembled
- Low transport and storage costs
- 120° partition angle, passage width 600 mm
- Bars of the rotary column made of CrNi steel
- Hot-galvanized and powder-coated steel, aluminum coated
- For indoor and outdoor areas
- Weatherproof (up to -20°C)
- Reader devices can be installed easily
- Immediate delivery or pickup possible

Special Features



Motor Drive



Low Power Consumption



Custom settings



Design for Outdoor Use



Logiturn® Drive Unit



Interface



Bi-directional Operation




Safety Class 4



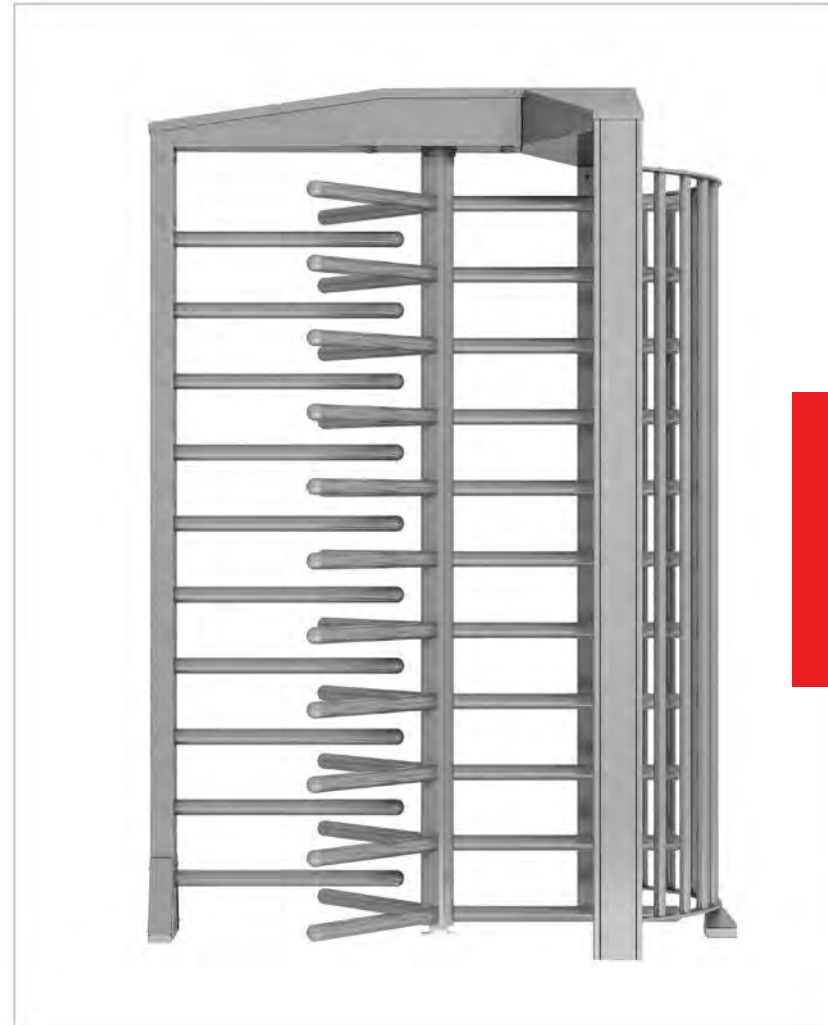
Low Noise Operation



Throughput Rate



High Performance Characteristics



Budget Solution

with long lifetime and high quality

Portal Turnstiles specially designed for indoor use

Outstanding Characteristics

- Transparent design for the architecturally sophisticated interior
- Bi-directional operation, 120° partition angle, acrylic panels
- Durable quality, maintenance-free mechanics
- Side walls made of ESG safety glass
- Deflector and rotary column made of CrNi steel
- High throughput frequency with high separation reliability



Product Line **Vortex**

Free choice of color
for aluminum support
structure

Comfort passage width
of 705 mm

Special Features



Motor Drive



Low Power
Consumption



Custom settings



Logiturn®
Drive Unit



Interface



Bi-directional
Operation



Safety Class 4



Low Noise
Operation



Throughput
Rate



High Performance
Characteristics



Product Line **Forum**

The **fully transparent**
design fits in sleekly to any
architectural design.

Portal Turnstiles

Product Line **ECCO Olympia**

Outstanding Characteristics

- Weatherproof (up to -40°C)
- Passage width 600 mm
- Vandal-proof stainless steel rotor
- Self diagnosis
- Adaptation to individual customer requirements
- Integrated traffic counter
- Easy to install and user-friendly

Special Features



Motor Drive



Low Power Consumption



Custom settings



Design for Outdoor Use



Logiturn® Drive Unit



Interface



Bi-directional Operation




Safety Class 5



Low Noise Operation



Throughput Rate



High Performance Characteristics



Turnstiles with long mechanical life

Specially developed for outdoor use and excellent protection against vandalism.

Motorized and Mechanical Pedestrian Gates

Product Line **ECCO Pedestrian Gates**

Outstanding Characteristics

- Attached version or solitaire version available
- Weatherproof (up to -40°C)
- Passage width 1035 mm
- Self diagnosis*
- Integrated traffic counter*
- Adaptation to individual customer requirements

Special Features



Motor Drive



Low Power Consumption



Custom settings



Design for Outdoor Use



Logiturn® Drive Unit



Interface



Bi-directional Operation



Barrier-free Passage



Safety Class 5



Low Noise Operation



High Performance Characteristics



ECCO Solitär



ECCO Anbauversion

Design options

Motorized or mechanical pedestrian gates

Stainless steel, hot-galvanized steel or powder-coated steel

* These functions are available for the **motorized** pedestrian gate.

Portal Turnstiles with integrated Pedestrian Gate

Product Line **ECCO Kombiblock**

Outstanding Characteristics

Specially developed for access at sites with limited space (office or factory hallways, factory security, sports facilities, garages, etc.)

Passage width of turnstile 550 mm

If the passage width needs to be extended (to allow passage for wheelchairs, strollers or material transport) the door can be opened.

The rotary lock element automatically changes to the 90° position and releases the entire width of the door (1040 mm).

Fulfills high mechanical capacity



Access checks for sensitive ESD protection zones

Product Line **Compact ESD**

Outstanding Characteristics

Space-saving, compact and elegant

Turnstile with integrated module for Personnel Grounding Test:
Employees are tested for bleeder resistance.
If the values are exceeded, access is denied and
an acoustic signal is emitted.



Even low levels of **electrostatic discharge (ESD)** can cause considerable economic damage in sensitive production areas. The **Compact ESD** turnstile protects against unauthorized access.

Turnstiles with integrated payment system

Solution for paid entry

Product Line **Trinity**

Outstanding Characteristics

- Compact, space-saving, secure
- Color display in two languages
- Automatic coin refilling
- Change, coupons and tickets dispensed quickly
- Tough burglar protection
- Escape route support
- Reporting and logbook
- Self diagnosis
- Event memory
- Integration with central fire alarm systems
- Optional SMS messages:
 - when the cash box is full
 - when the ticket box is empty
 - when the alarm is triggered

Special Features



Motor Drive



Low Power Consumption



Custom settings



Design for Outdoor Use



Logiturn® Drive Unit



Interface



Bi-directional Operation



Barrier-free Passage




Safety Class 2




Low Noise Operation



Throughput Rate



High Performance Characteristics



Access check with pay function for use at unattended sites

Turnstiles with integrated payment system

Product Line **Trinity**

Perfect for sites

- at railway stations
- at subway and bus stations
- in pedestrian zones
- in the city center
- at rest stops and highway exits

- in commercial areas
- near popular excursion destinations
- in the system gastronomy
- at gas stations
- ...

The Trinity payment machine independently manages access to

- Sanitary facilities
- Leisure and entertainment venues
- museums, exhibitions, animal parks, adventure trails, ...



Advantages of Voucher/Coupon Schemes

- Consumer incentive
- Coupon as an advertising space
- Customer loyalty

Application Areas

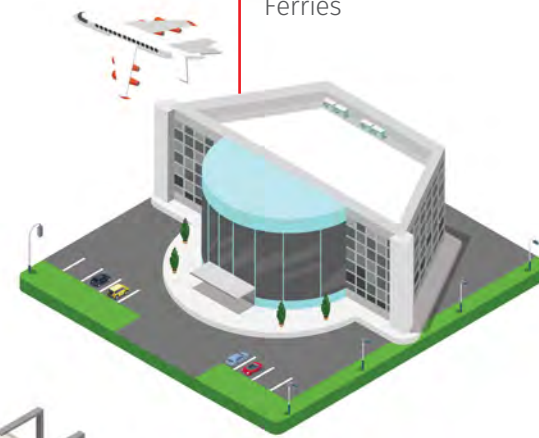
Ski resorts
Ice rinks



Stadiums
Sports centers
Fitness clubs
Baths



Airports
Railway stations
Metro stations
Ferries

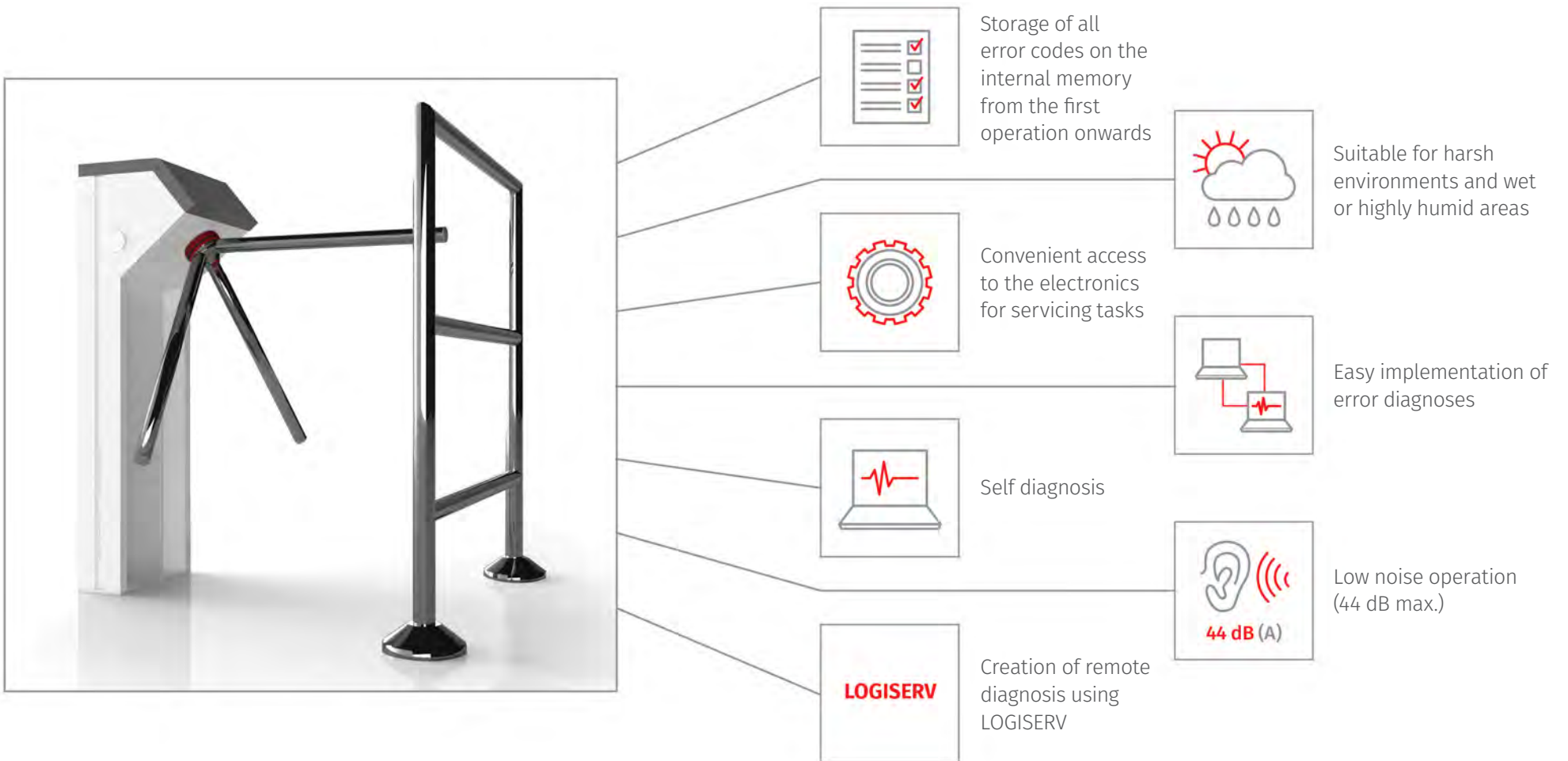


Parks
Recreational areas
Amusement parks
Zoos
Recreation facilities



Factory buildings
Office buildings
Canteens

User-friendly and service-oriented





Quality Service

Product and
Assembly Training

Custom Adaptation
of the Products

Technical Support

3D Drawings

Guarantee and
Post-warranty
Services

Service

Gotschlich supports its customers throughout the entire life of their products. The service department staff will answer all your questions, advise you and assist you with technical support.

For even more efficient product use, Gotschlich offers regular workshops as well as product and assembly training courses.



Custom-made Products

As a customer-oriented company, Gotschlich is always ready to adapt standard solutions to suit the wishes of the customer.

Custom design, the integration of external components, custom-made products, outstanding ideas and the highest quality are what distinguish Gotschlich.

Notes

A series of horizontal dotted lines for taking notes, arranged in two columns.

GOTSCHLICH
a turn to security

Karl Gotschlich GmbH
Headquarters
Feistlgasse 6
1210 Wien
Austria

Phone: +43 1 2596518-0
E-Mail: office@gotschlich.at

www.gotschlich.at

Karl Gotschlich GmbH
Second Plant
Thomas-Koschat-Straße 3
9341 Straßburg/Kärnten
Austria

Phone: +43 4266 27 177 -0
E-Mail: office@gotschlich.at

www.gotschlich.at

GOTSCHLICH DEUTSCHLAND GmbH
Distribution Germany
Heinrich-Hertz-Straße 1
59423 Unna
Germany

Phone: +49 2303 9590-300
E-Mail: info@gotschlich-gmbh.de

www.gotschlich-gmbh.de